



## travel introduction

Travel is movement of people between relatively distant geographical locations for any purpose and any duration, with or without any means of transport. Purpose of travel include recreation or tourism, research travel, volunteer travel for charity or, migration to begin life somewhere else, religious pilgrimages and mission trips, for business trade or commuting, or earning.



## pani puri stalls

Pani puri is a popular street snack in South Asia. The pani puri stalls range from rented shops to temporary set-ups on the streets to movable handcarts on the roads. Due to the size of the bulkiness of the stalls most of them are immobile. The business is concentrated to one place.

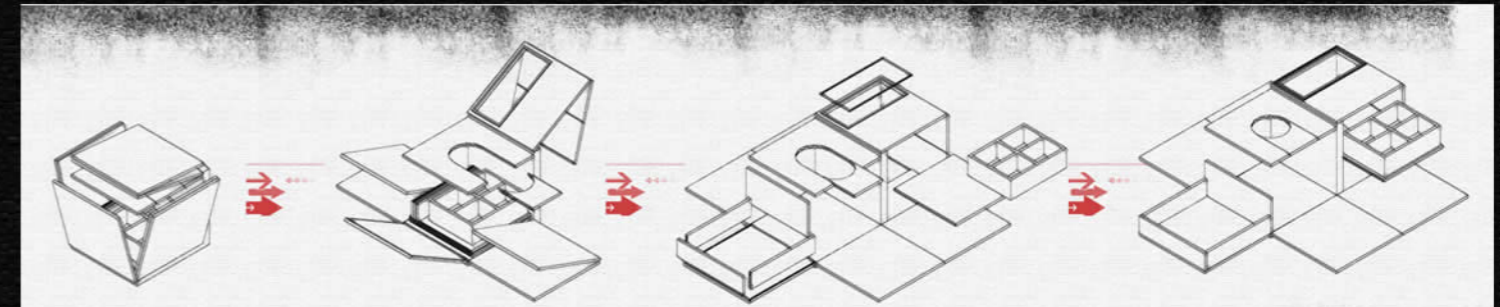


## design introduction

This product named **porto puri** is a compact and innovative creation meant to benefit the general masses. From beaches to public squares and streets to doorsteps, **porto puri** is set to generate ripples amongst the society of vendors who dispense india's most craved and loved snack, pani puri. This setup when installed becomes the new face of dispensing pani puris.

## porto puri

The product was named **Porto puri**. This came to be while bearing in mind its most striking feature, its portability. **Porto puri** is a compact creation which enables the user to carry it around without any discomfort of added weight. The highlights of this creation could be summarized in its convenience, compactness and cost efficiency. The user benefits from these features economically and otherwise, enabling him to travel meet different crowds while selling his goods



scheme showing how the cube transforms into the **porto puri**

## X factor

**Porto puri** is a compact setup originating from one cubic unit of wood, which when is opened up and assembled forms a complete pani puri stand. This creation was aimed at providing ease, **comfort** and **convenience** to the fast food vendor, thereby replacing the conventional method of selling wherein the vendor remains stagnant for hours without being able to travel and supply to a different crowd. The compact setup, when opened up, forms a lithe and compartmentalized box in which the vendor can store his ingredients. These compartments provide an added benefit by retaining the goodness of these ingredients by preventing a mix-up. The box is then placed on a stand or a stool and is now ready for use.

The idea that which spells out **porto puri** from the conventional pani puri stand in a maze like configuration from far, this block of wood looks like any other ordinary **block of wood**. But on installation, **Porto Puri** takes the shape of a carry-along stand which can be then folded back on to its initial configuration in seconds. The ease and efficacy of this is **compactability** unmatched. Also, in a much different tone the **porto puri** is an environment friendly product.

The **x-factor** of this creation is its smallness. Its unique smallness.

## choice of material

The product is designed with one cubic foot volume of rubber wood. It is valued for its **dense grain, minimal shrinkage, attractive colour and acceptance of different finishes**. It is also prized as an "environmentally friendly" wood, as it makes use of trees that have been cut down at the end of their latex-producing cycle.

Species and locality	Average on side	End Surface
Standard nail withdrawal resistance in kg		
Rubber wood from Quilon, Kerala	155	96
Standard Screw withdrawal resistance in kg		
Rubber wood from Quilon, Kerala	296	176

## Properties of Rubberwood:

- Density(kg/M3 at 16%MC ----- 560-640
- Tangential Shrinkage Coefficient (%)---1.2
- Radical Shrinkage Coefficient (%) -----0.8
- Hardness(N) ----- 4,350
- Static Bending, N/mm at 12% M ----- 66
- Modulus of elasticity, n/mm ----- 9,700





### HOW TO INSTALL porto puri ??

ITS EASY. JUST 1-2-3-4-5-6-7-PANI PURI

- 1** Your Porto Puri box is compactible and is handy
- 2** The planks shaded in red (1,8,10) are opened in 3 directions rotating over hinges
- 3** The planks on the either sides are further opened (9,11) to form the serving counter and the preparation counter
- 4** These small pieces form the border of the tray where puri bags are kept. It can be inserted into the groves provided on (1)
- 5** The planks inside are taken out and the topmost plank is opened
- 6** Plank (12) is further opened. The lock on (2) is opened and pot is placed and locked back..
- 7** Planks (4,12) are fixed and planks (7,6) are placed in position in thought the groved on (3,12)

The porto puri is then mounted on a steel rod with legs to support. Pani puri can be marketed at the crowded place. It can move to batches of people and market itself more. The compactability of the product and the 1-7 easy installation procedure never becomes a hindrance. During longer durations of sale the wooden chair (included in 1cu.ft.wood) can be used.

The mouth of the pot alone shall be left out of the whole and is locked with the help of the movable lock.

The counter for the customers. Plates are kept on this plank provided.

Baked potato masala is put in a polythene plag is fixed by tightening it between the plank and the wooden ring

The magic of Chat-The masala powders are stored in this box which is kept on a plank pulled out through groves provided

Plates, parcel covers, paper storage

puri is stored in this part in long plastic bags and thus surplus quantity can be stored here

The pot containing the masala water is placed here


This is the counter for the salesman. Cutting vegetables and parcelling can be done here

A 3D exploded view diagram showing the assembly of the Porto Puri unit. The components are numbered 1 through 12, corresponding to the installation steps. The diagram illustrates how the various planks, trays, and the pot fit together to form the final structure.



The **porto puri** is targeted at the general vendors, either newly beginning their business or **expanding** their existing one. The potential end user of this product could invariably be 2 people, one who dispenses the pani puri, and the other who consumes it. As compared to the market achieved by existing pani puri stalls or stands, porto puri might not be the next answer for a breakthrough revolution. But for that part of the population which prefers comfort in the **newest style**, porto puri is just the right answer. Technically speaking porto puri doesn't have any actual competition because of its **originality** and **uniqueness**. So in its own way, there is nothing like **porto puri**. On entering **housing colonies** any vendor armed with a porto puri would be a complete sellout owing to the fact that the porto puri, light that it is could be carried to each **doorstep**. This could be overlooked as a feat achieved by any common stall but the fact that the porto puri can be carried to multiple colonies as **light** as a feather is what separates it from the rest of the others.

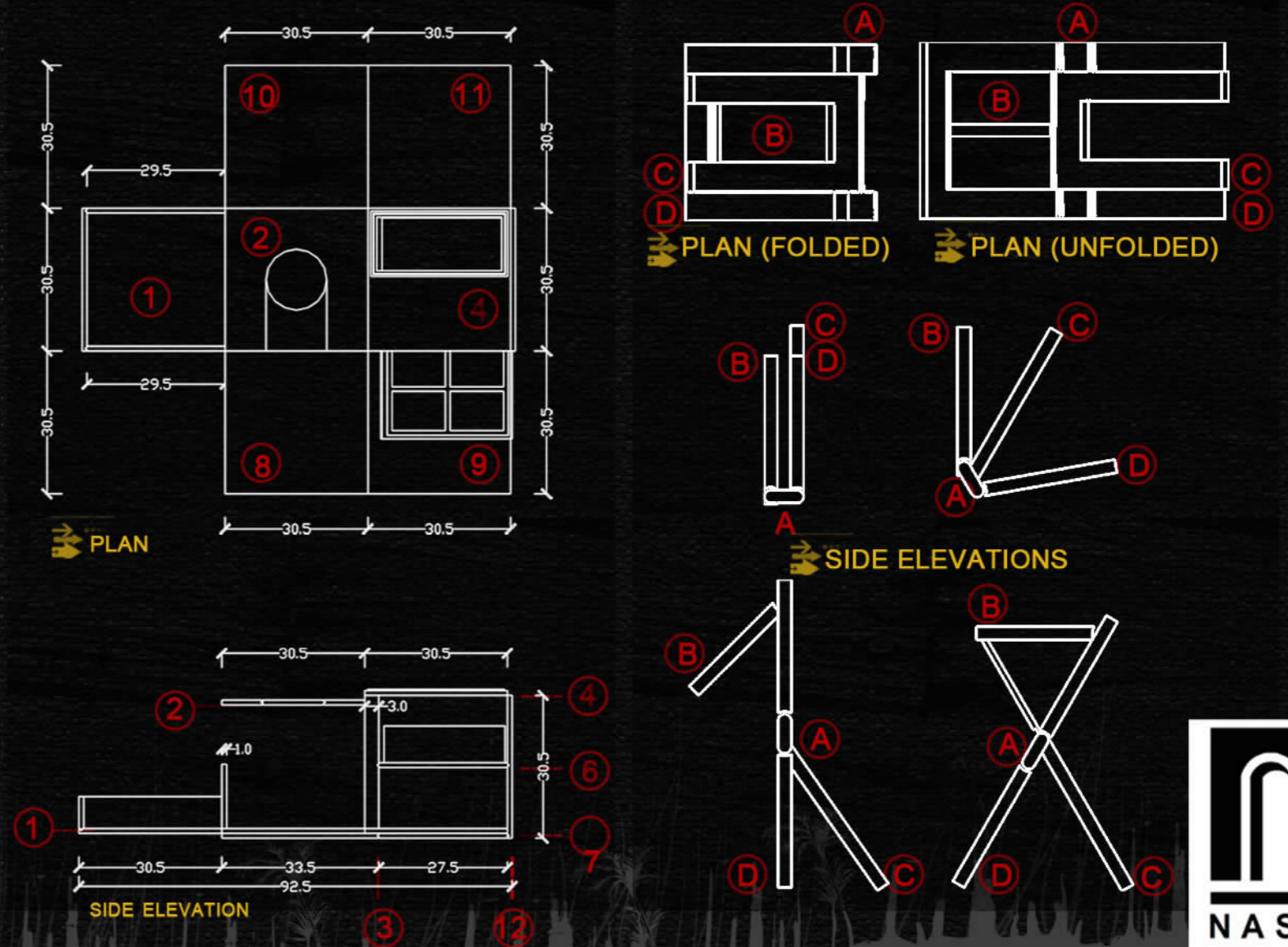
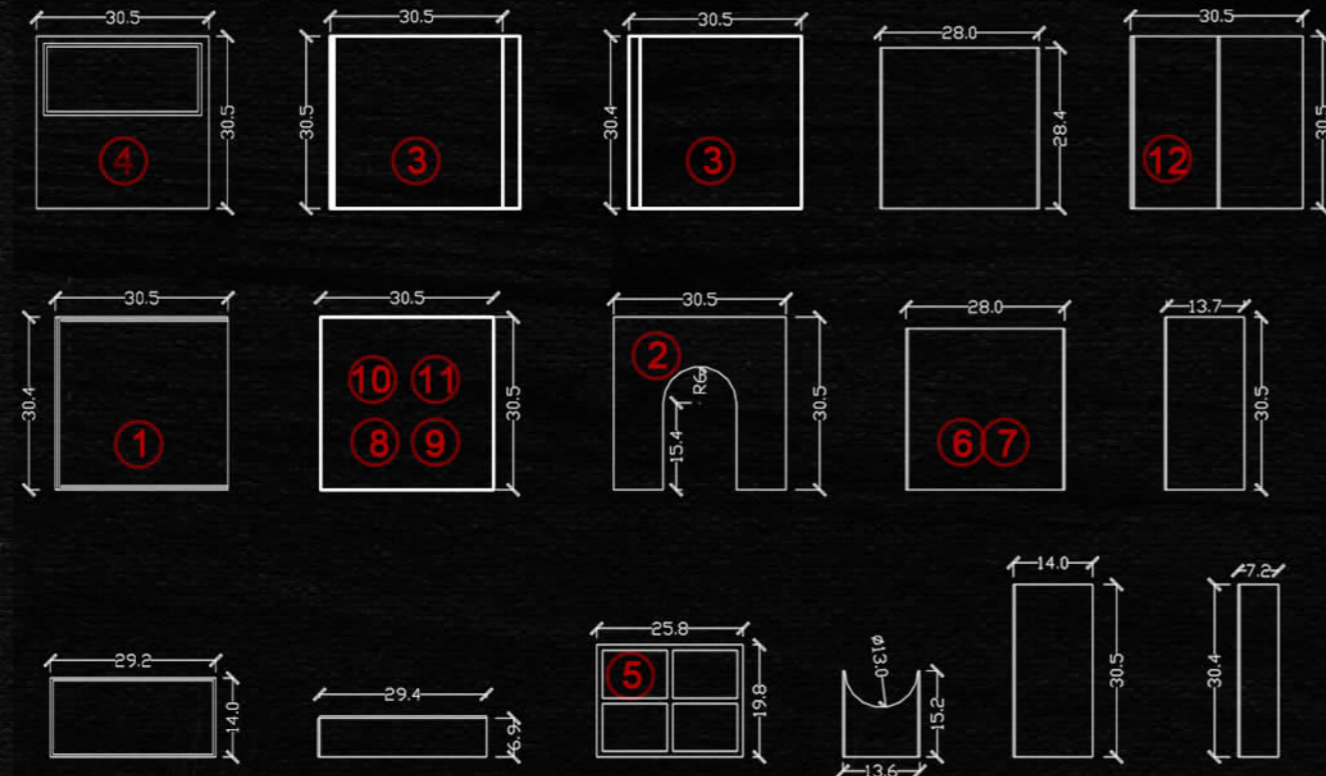
**Porto puri has a comfort factor and its worth buying it at that.**



The wooden piece used to clutched the polythene bad holding the mashed potato masala for the pani puri

The wooden piece used to lock the pot containing the masala water.

0.65 cu.ft. of rubber wood is used for the manufacture of the porto puri and .25 cu.ft. is used for the chair. The total amount of wood required for this product 0.8 cu.ft. less than 1 cu.ft.



The chair comprises of 4 pieces of wood which are hinged at (A). The chair is foldable and is compact enough to be carried anywhere.

